



WISCONSIN

CENSUS OF AGRICULTURE

The USDA Census of Agriculture provides a detailed picture of U.S. farms and ranches every five years. It's the leading source of uniform, comprehensive agricultural data for every state. This infographic reflects the most recent census, which shows data gathered in 2022 and released in February 2024.



FARM FLAVOR

WISCONSIN

Farms



58,521

Total farms



13.8 MILLION

Acres of farmland



236 ACRES

Average farm size



6,216

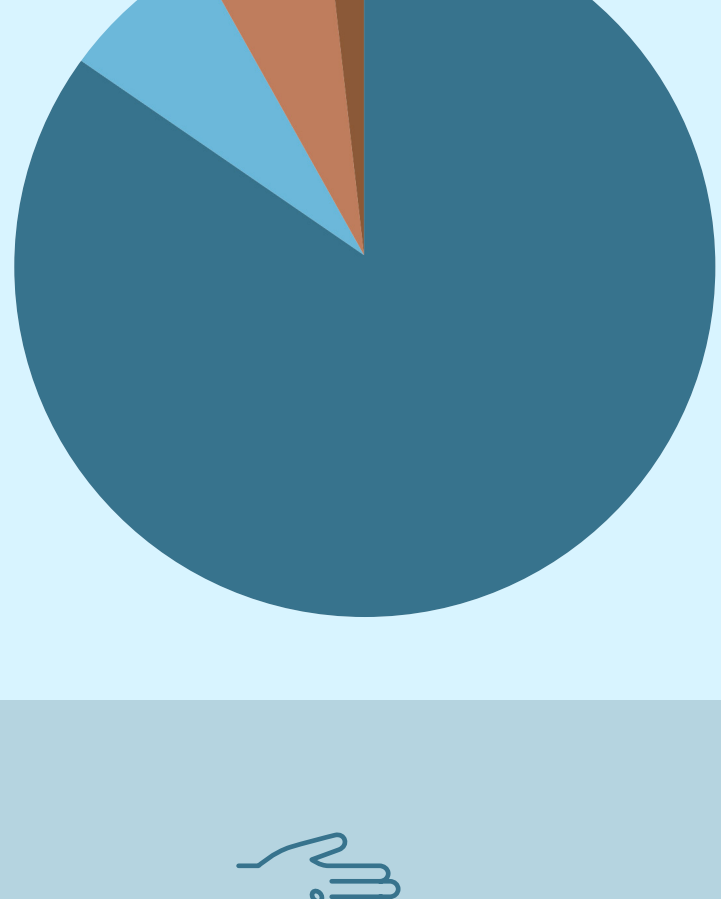
Dairy farms



WISCONSIN

Farmers

Who operates Wisconsin farms?



- 85% Families/Individuals
- 7% Partnerships
- 6% Corporations
- 2% Other



10,454

Young producers (age 34 or younger)

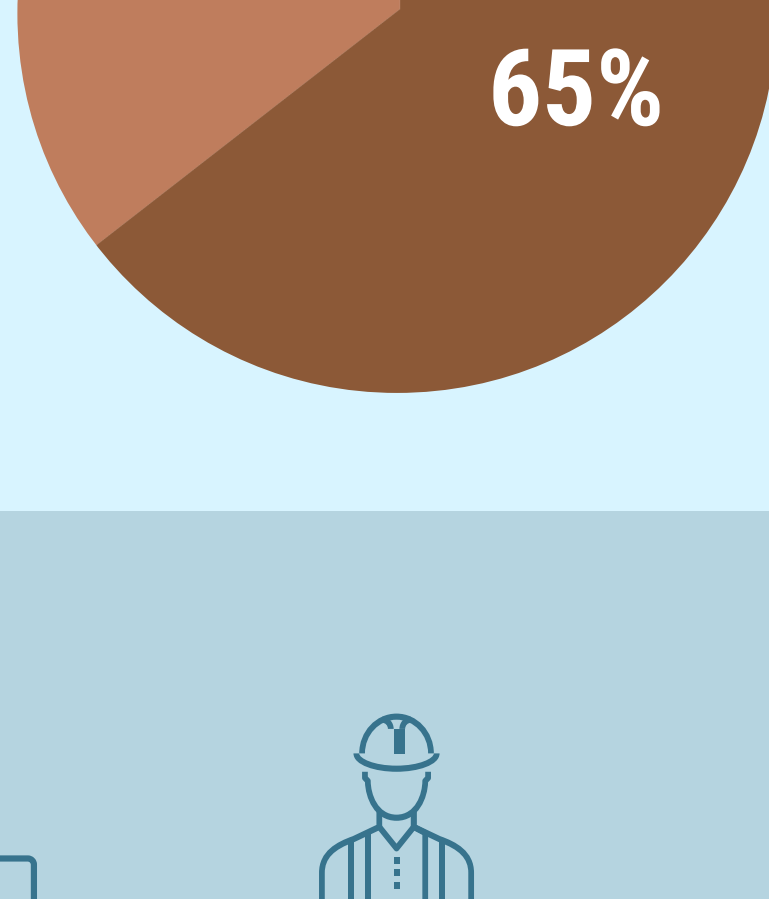


7,461

Farmers with military service

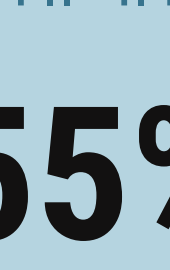


37,600

Female farmers



68,320

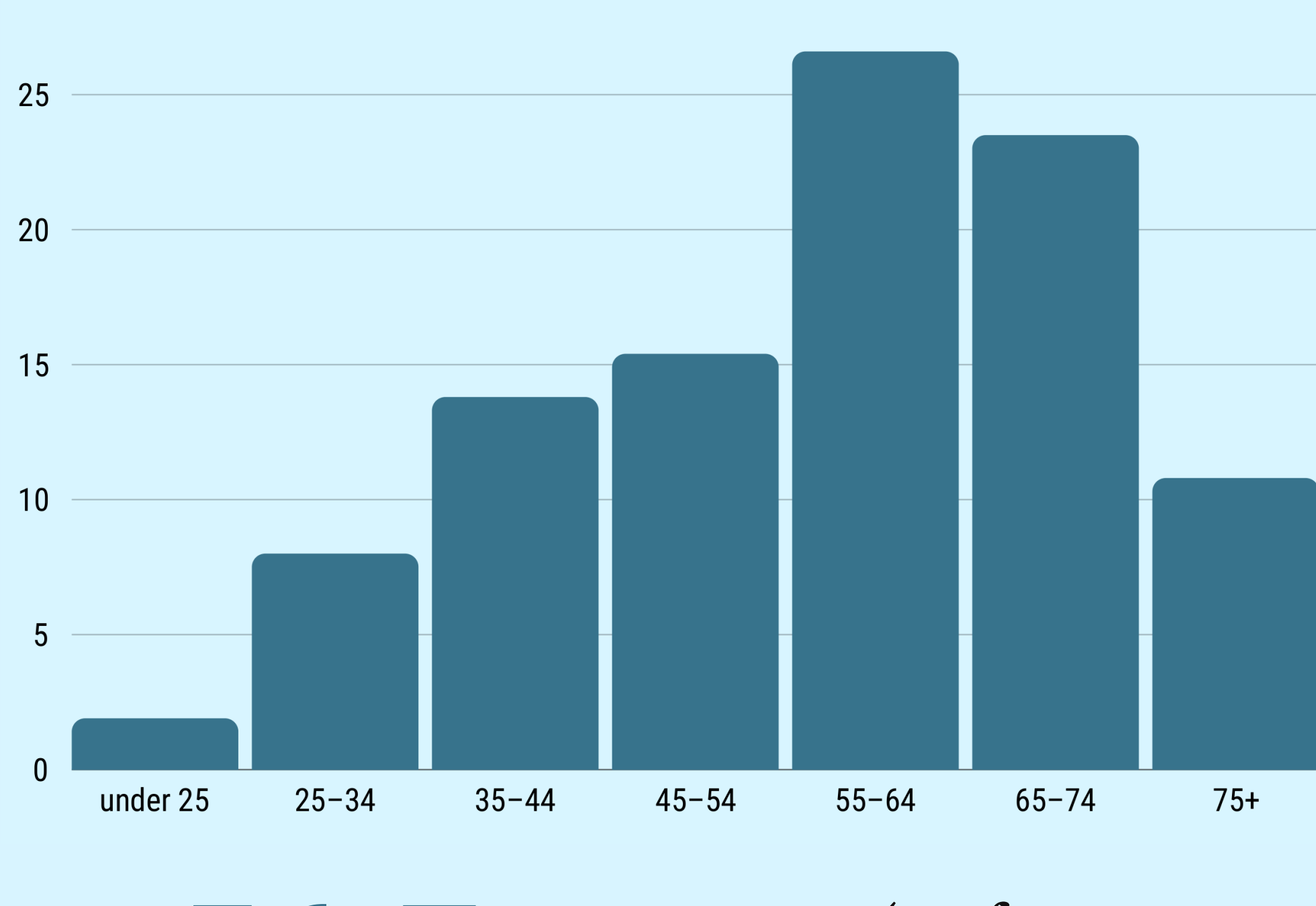
Male farmers



55%


Farmers who have a primary occupation other than farming

Percentage of Wisconsin Farmers by Age



56.7

Average Age (up from 56 years in 2017)



102

Number of Black Wisconsin farmers



WISCONSIN

Farm Products



\$16.7 BILLION

Market value of agricultural products sold

\$10.3 BILLION

Livestock

\$6.4 BILLION

Crops


Top commodities include:



CATTLE & CALVES



DAIRY PRODUCTS & MILK



CORN



158,982

Square feet of mushrooms grown

(up from 108,495 in 2017)



For more about state agriculture, visit farmflavor.com.



FARM FLAVOR

Illustrations: Shutterstock.com/Faber14, Yulia, Malimovskaya, pressureUA, Fourleaflover, cnyzhizl, Wonderfullpixel, diane555, da-vooda, fankum