



OHIO

CENSUS OF AGRICULTURE

The USDA Census of Agriculture provides a detailed picture of U.S. farms and ranches every five years. It's the leading source of uniform, comprehensive agricultural data for every state. This infographic reflects the most recent census, which shows data gathered in 2022 and released in February 2024.



OHIO

Farms



76,009

Total farms



180 ACRES

Average farm size



13.7 MILLION

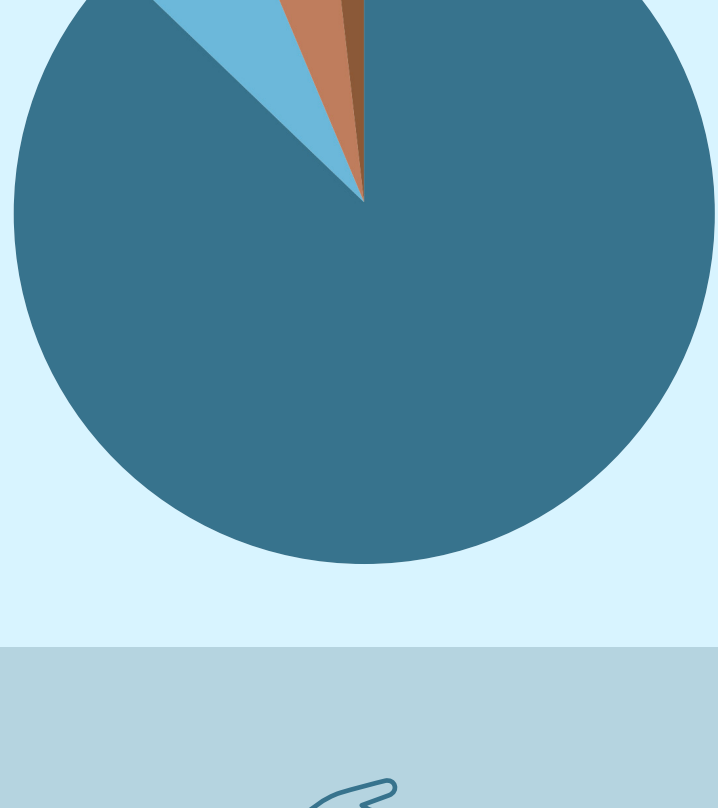
Acres of farmland



OHIO

Farmers

Who operates Ohio farms?



- 87%** Families/Individuals
- 7%** Partnerships
- 5%** Corporations
- 2%** Other



39,103

New or beginning farmers

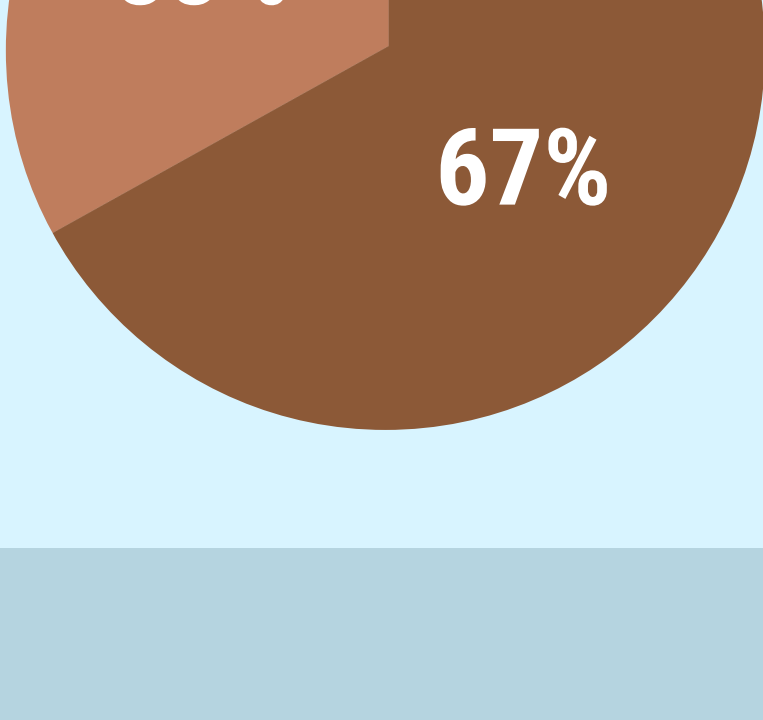


10,741

Farmers with military service


43,933

Female farmers



88,979

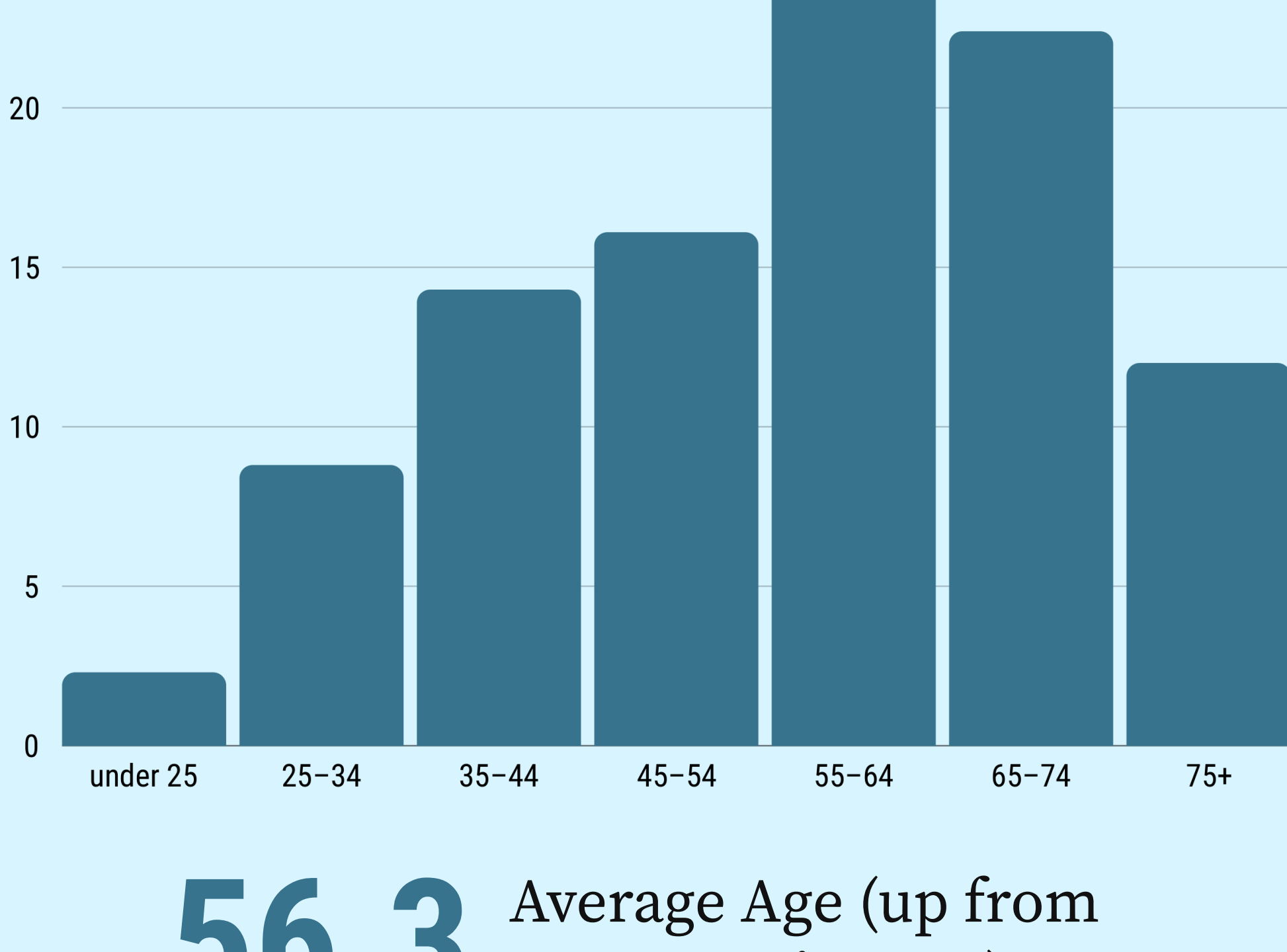
Male farmers



62%

Farmers who have a primary occupation other than farming

Percentage of Ohio Farmers by Age



56.3

Average Age (up from 55.8 years in 2017)



184

Number of Black Ohio farmers



OHIO

Farm Products



\$15.4 BILLION

Market value of agricultural products sold

\$6.7 BILLION

Livestock

\$8.8 BILLION

Crops

Top commodities include:



CORN



DAIRY PRODUCTS



SOYBEANS



38,802

Honeybee colonies (up from 24,714 in 2017)



For more about state agriculture, visit farmflavor.com.

