



TEXAS

CENSUS OF AGRICULTURE

The USDA Census of Agriculture provides a detailed picture of U.S. farms and ranches every five years. It's the leading source of uniform, comprehensive agricultural data for every state. This infographic reflects the most recent census, which shows data gathered in 2022 and released in February 2024.



TEXAS

Farms



230,662

Total farms



125.5 MILLION

Acres of farmland



544 ACRES

Average farm size



389

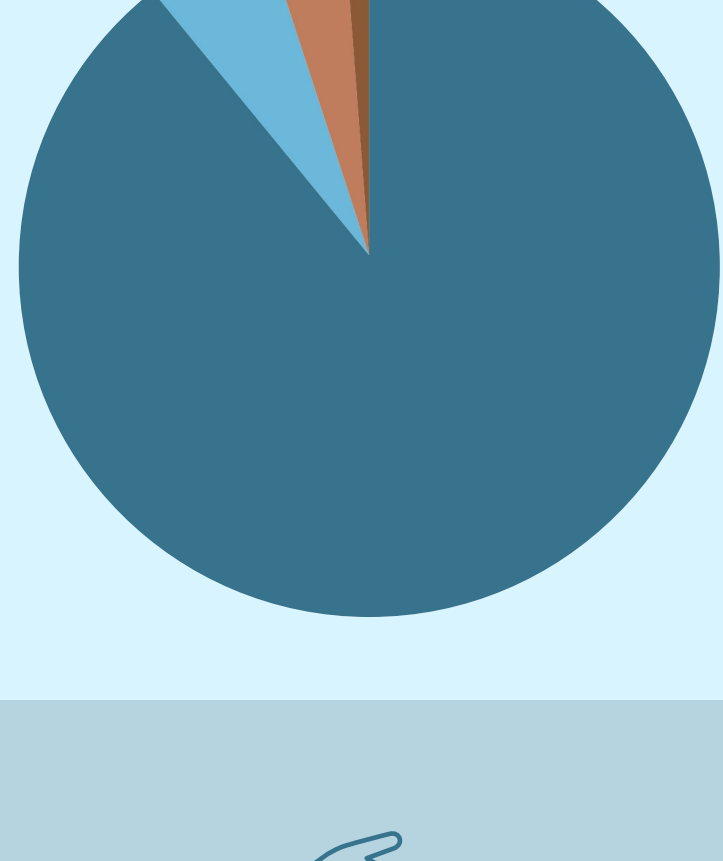
USDA certified organic farms



TEXAS

Farmers

Who operates Texas farms?

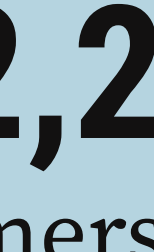


- 89% Families/Individuals
- 6% Partnerships
- 4% Corporations
- 1% Other



129,760

New or beginning farmers

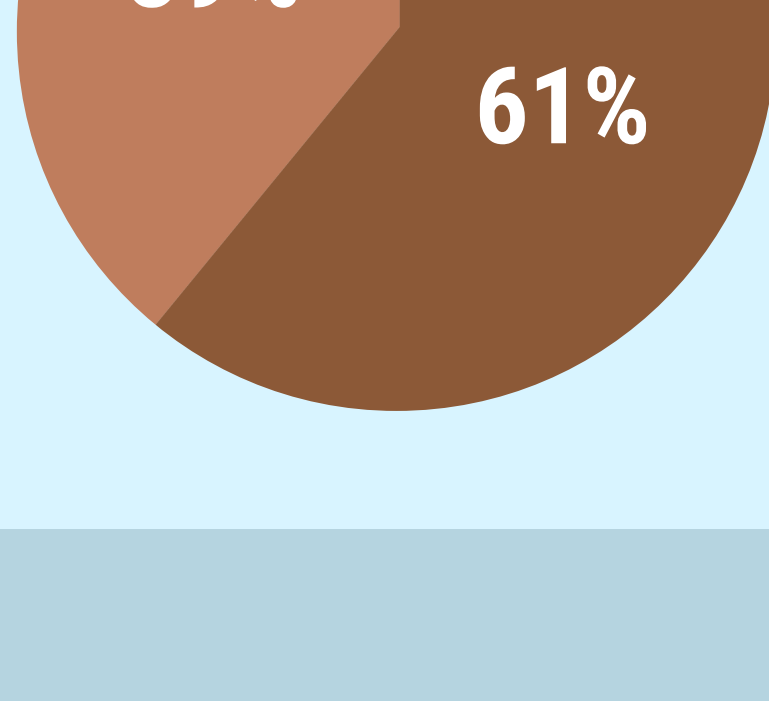


42,252

Farmers with military service

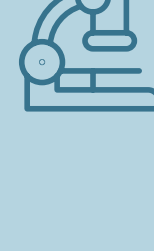
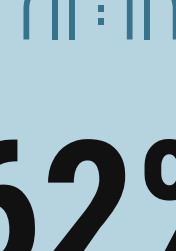
157,291

Female farmers



245,585

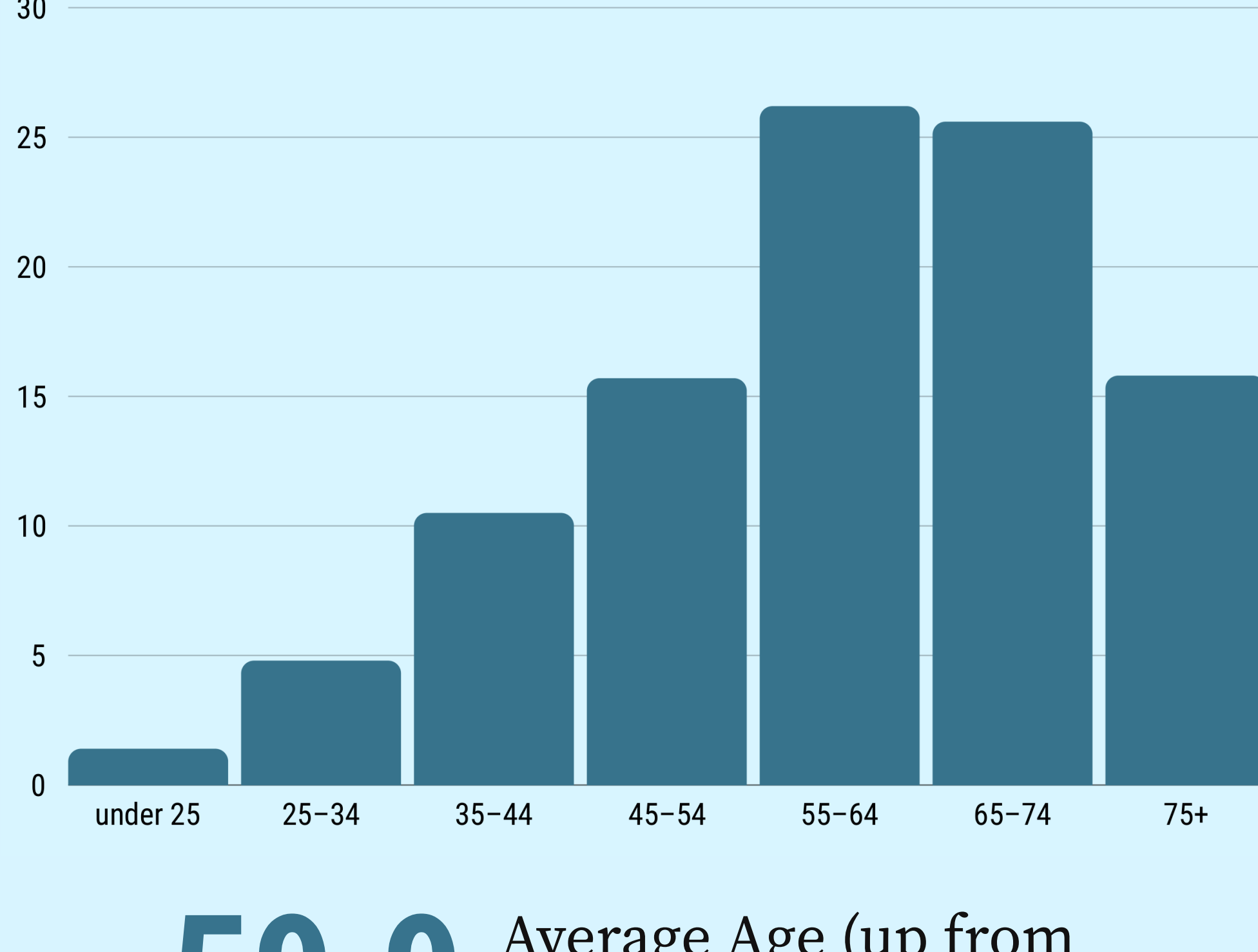
Male farmers



62%

Farmers who have a primary occupation other than farming

Percentage of Texas Farmers by Age



59.9 Average Age (up from 59.2 years in 2017)



10,618

Number of Black Texas farmers



TEXAS

Farm Products



\$32.2 BILLION

Market value of agricultural products sold


\$24.9 BILLION

Livestock

\$7.2 BILLION

Crops

Top commodities include:



BROILER CHICKENS



DAIRY PRODUCTS & MILK



CATTLE & CALVES



271,049

Honeybee colonies (produced 8.5 million pounds of honey in 2022)



For more about state agriculture, visit farmflavor.com.



Illustrations: Stock.com/Faber14_Yulia_Malimovskaya_pressureUA, Fourleaflover_cmytjztl_Wonderfulpixel_diane555_da-vooda_fonkum